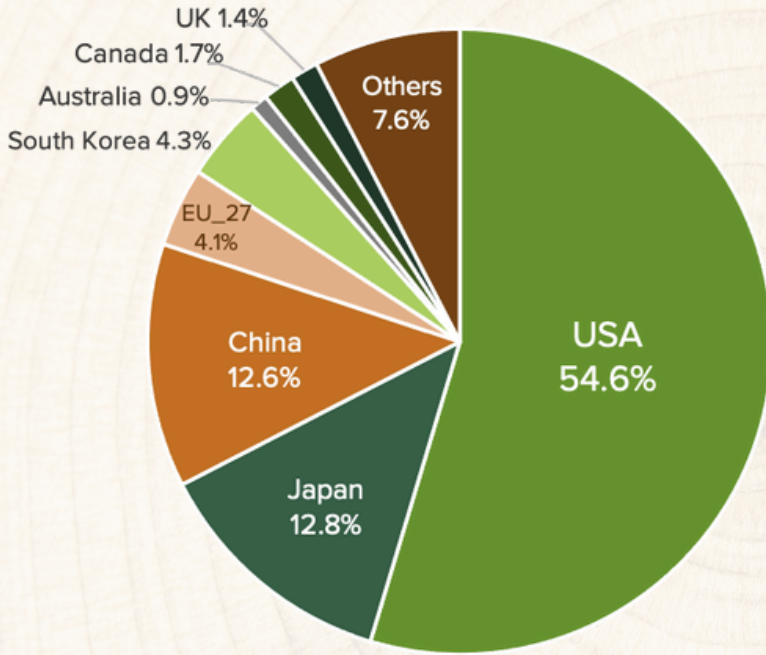


VIETNAM'S WOOD AND WOOD PRODUCT EXPORTS IN 2025

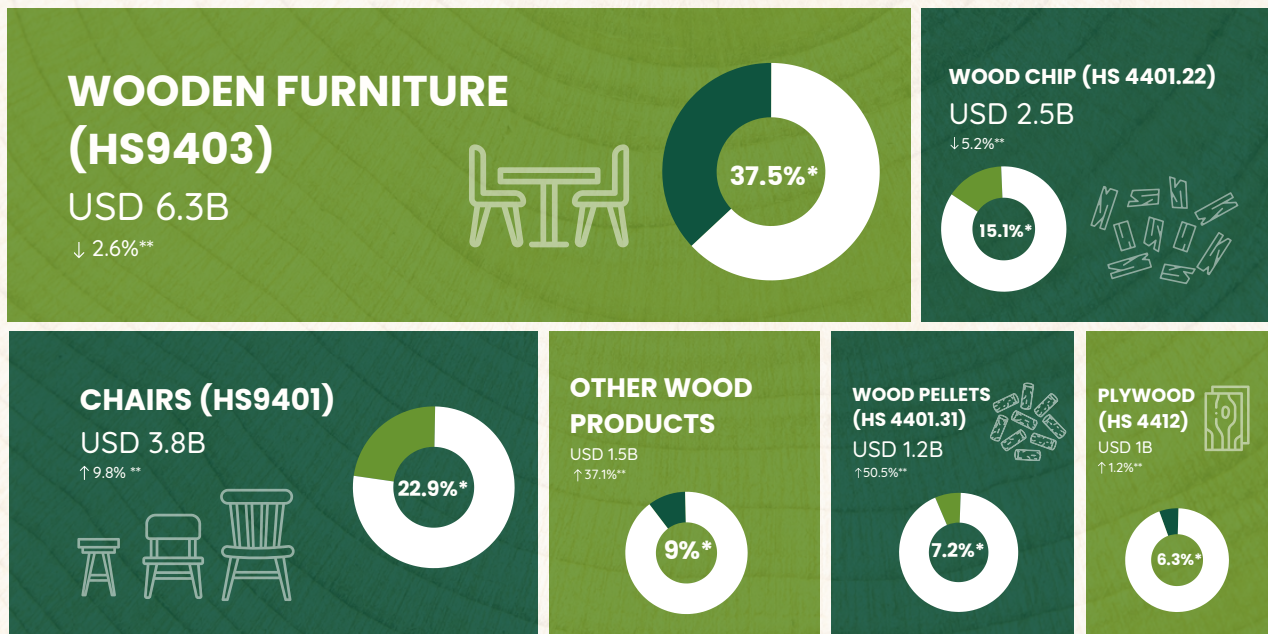
March
2026



In 2025, Vietnam's exports value of wood and wood products (W&WP) reached **USD 16.7 billion**, an increase of **5.2%** compared to 2024.

Vietnam exported W&WP to **171** countries and territories. The five key markets are the United States, China, South Korea, Japan, and the EU. Exports to these markets reached over **USD 14.8 billion**, accounting for more than **88.4%** of the sector's total export value.

Export value and proportion of selected key products:



* Share in Vietnam's total exports to all markets
** Compared to 2024

Source: Customs statistics compiled by the research team



For more information on other reports, please visit the website: mkrq.org or scan the QR code.

With support from

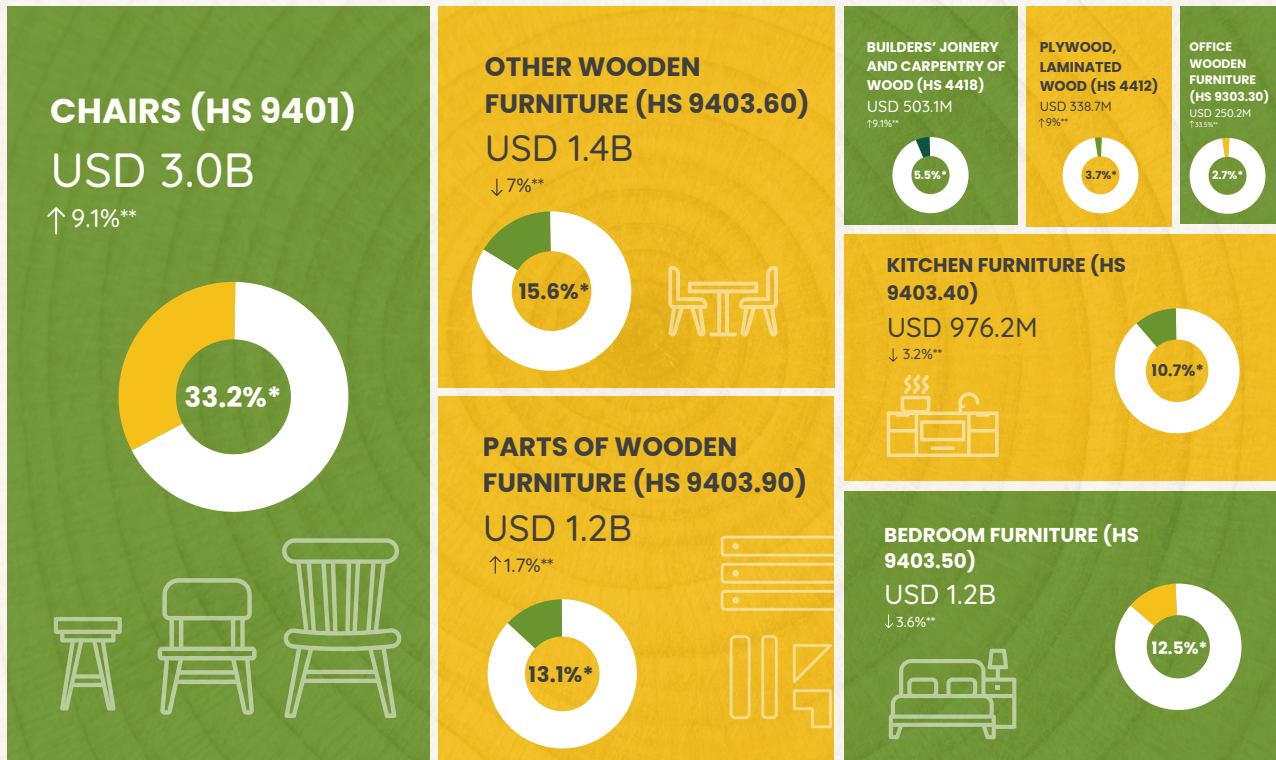


VIETNAM – THE UNITED STATES TIMBER TRADE RELATION IN 2025

March
2026

VIETNAM EXPORTS WOOD AND WOOD PRODUCTS TO THE UNITED STATES

In 2025, Vietnam’s exports value of wood and wood products (W&WP) to the United States reached over **USD 9.1 billion**, accounting for **54.6%** of the sector’s total exports value, **up 3.7%** compared to 2024. Export value and proportion of selected key products includes



VIETNAM IMPORTS LOGS AND SAWN TIMBER FROM THE UNITED STATES

In 2025, Vietnam’s imports of W&WP from the United States reached over **USD 607.6 million**, accounting for **18.7%** of the sector’s total imports from all markets. The import value and share of logs and sawn timber from the U.S. is as follows:



* Share in Vietnam’s total exports to the United States

** Compared to 2024

*** Share in Vietnam’s total imports from the United States

Source: Customs statistics compiled by the research team



For more information on other reports, please visit the website: mkrq.org or scan the QR code.

With support from



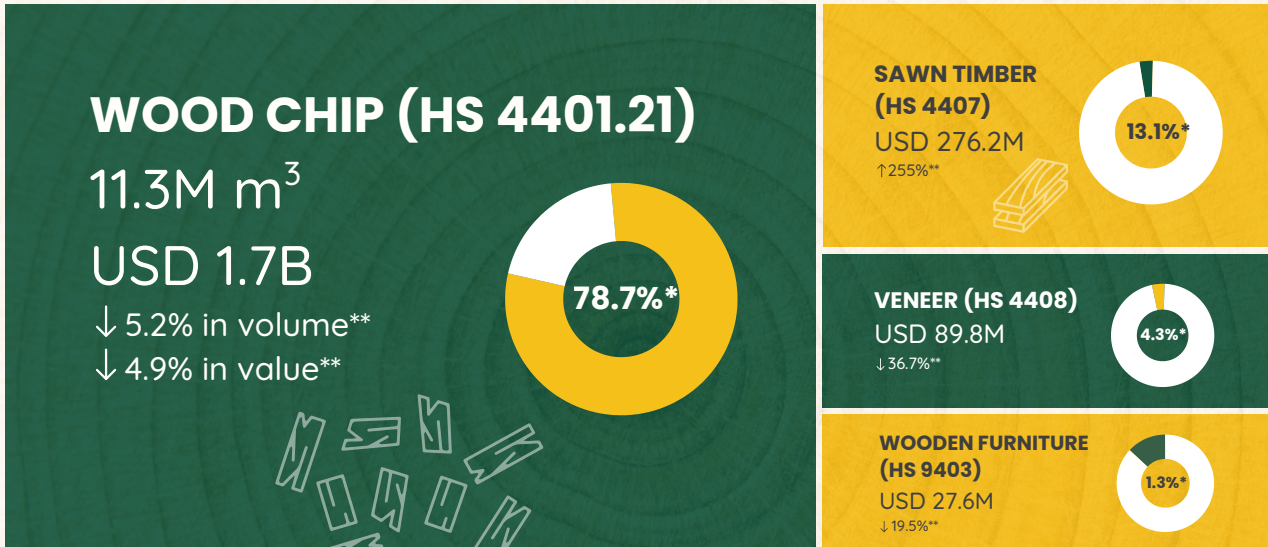
VIETNAM – CHINA

TIMBER TRADE RELATION IN 2025

March
2026

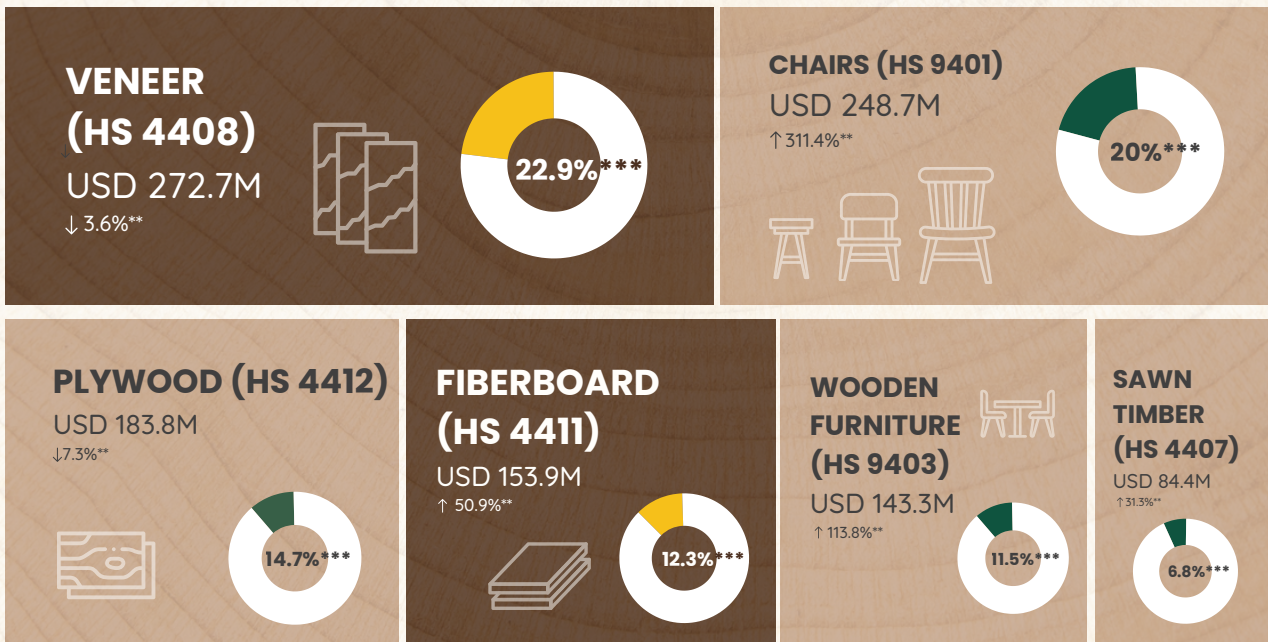
VIETNAM EXPORTS WOOD AND WOOD PRODUCTS TO CHINA

In 2025, Vietnam’s exports value of wood and wood products (W&WP) to China reached **USD 2.1 billion**, accounting for **12.6%** of the sector’s total exports value, up **3.5%** compared to 2024. The export value and share of several W&WP products is as follows



VIETNAM IMPORTS WOOD AND WOOD PRODUCTS FROM CHINA

In 2025, Vietnam’s imports value of W&WP from China reached nearly **USD 1.2 billion**, accounting for **38.3%** of the sector’s total import value, up **13.7%** compared to 2024. The import value and share of several W&WP categories are as follows:



* Share in Vietnam’s total exports to the United States
** Compared to 2024
*** Share in Vietnam’s total imports from the United States

Source: Customs statistics compiled by the research team



For more information on other reports, please visit the website: mkrq.org or scan the QR code.

With support from



VIETNAM'S WOOD AND WOOD PRODUCT EXPORTS TO JAPAN

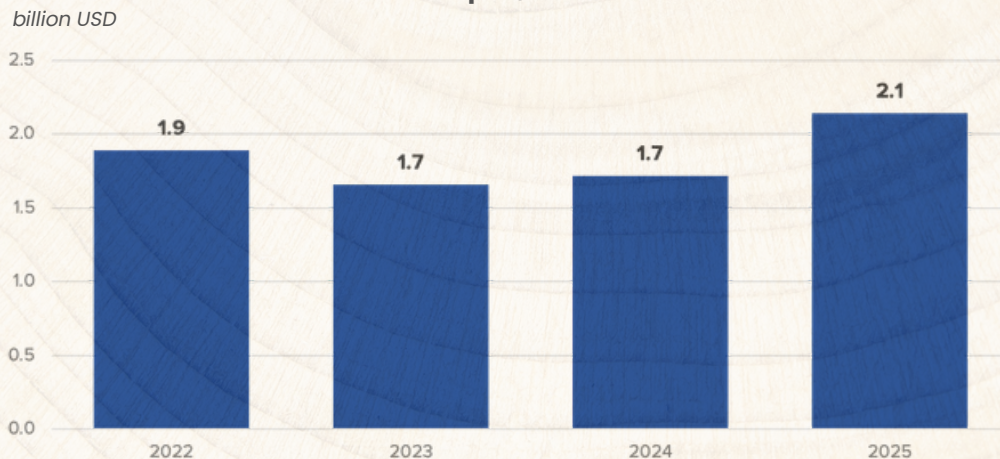
March
2026

In 2025, Vietnam's exports value of wood and wood products (W&WP) to Japan reached **USD 2.1 billion**, accounting for **12.8%** of the sector's total exports value, up **24.6%** compared to 2024. The export value and share of several W&WP categories are as follows:



* Share in Vietnam's total exports to Japan
** Compared to 2024

Vietnam's annual W&WP export value to Japan, 2022 – 2025



Source: Customs statistics compiled by the research team



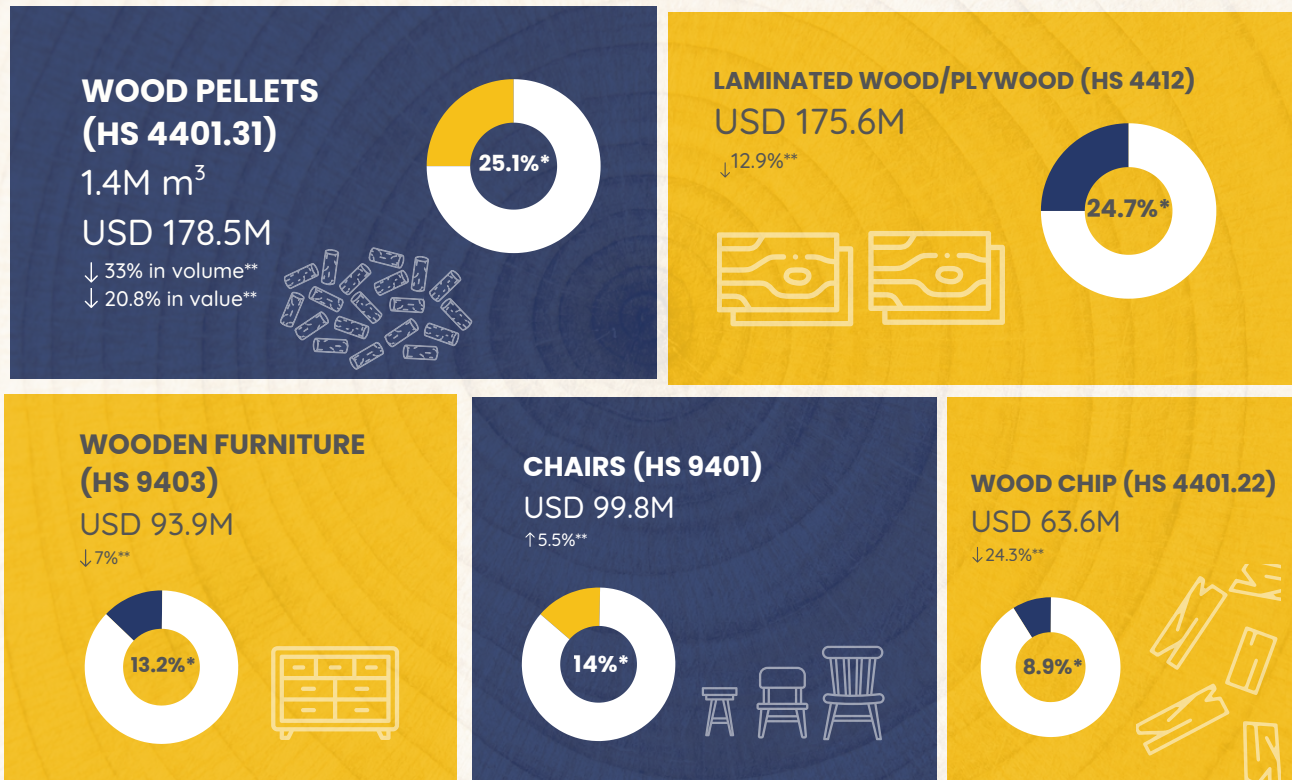
For more information on other reports, please visit the website: mkrq.org or scan the QR code.

With support from



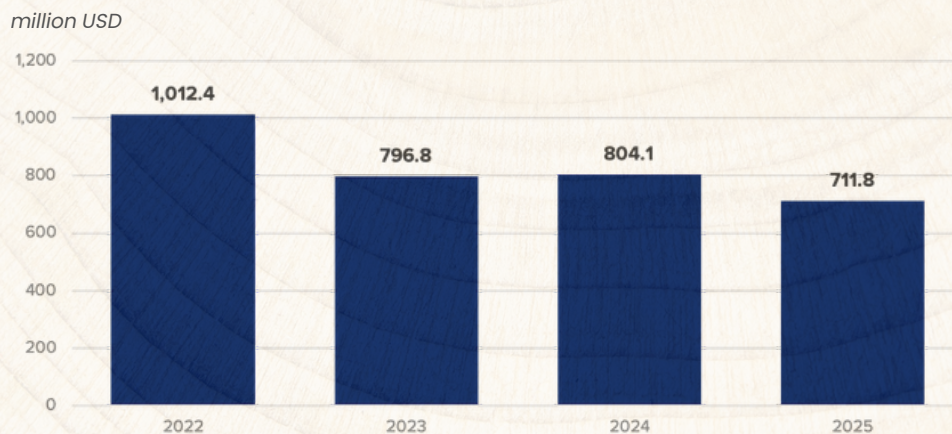
VIETNAM'S WOOD AND WOOD PRODUCT EXPORT TO SOUTH KOREA

In 2025, Vietnam's exports value of wood and wood products (W&WP) to South Korea reached **USD 771.8 million**, accounting for **4.3%** of the sector's total exports value, **down 11.5%** compared to 2024. The export value and share of several W&WP categories are as follows:



* Share in Vietnam's total exports to South Korea
** Compared to 2024

Vietnam's annual W&WP export value to South Korea, 2022 – 2025



Source: Customs statistics compiled by the research team



For more information on other reports, please visit the website: mkg.org or scan the QR code.

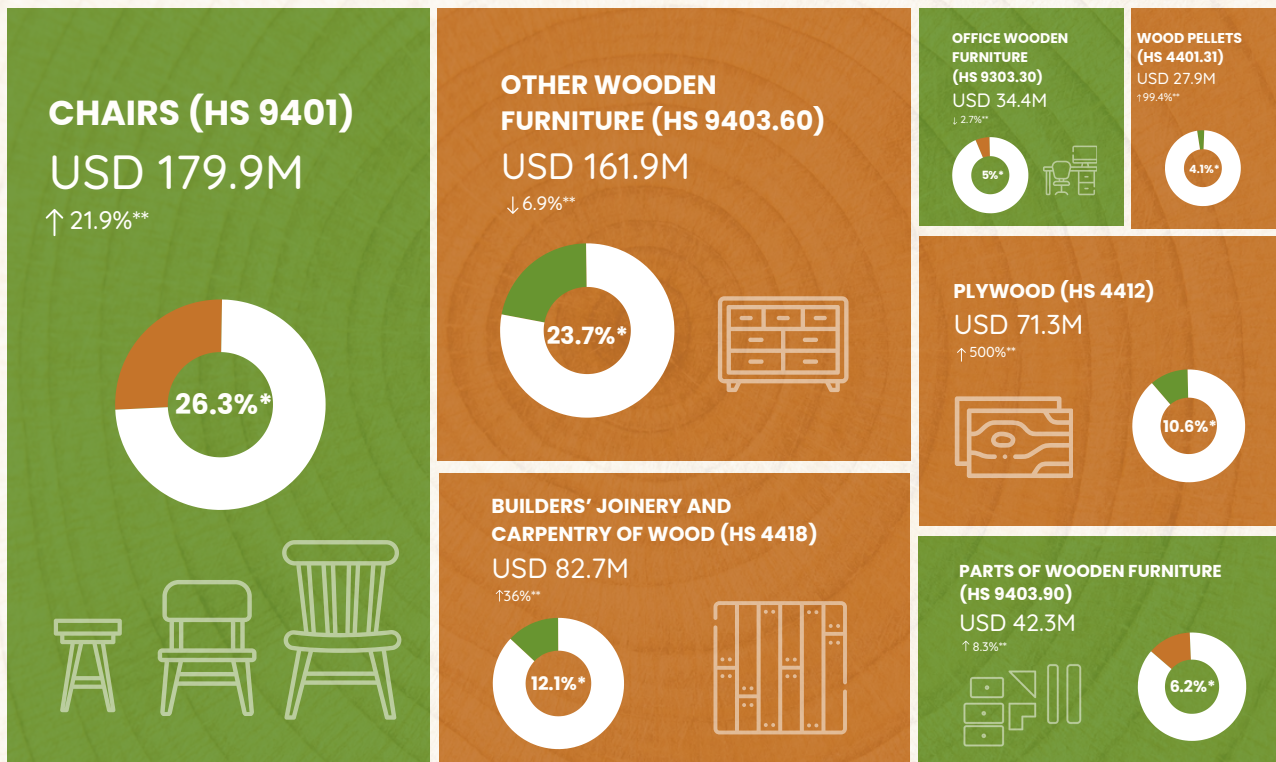
With support from



VIETNAM'S WOOD AND WOOD PRODUCT EXPORTS TO THE EU

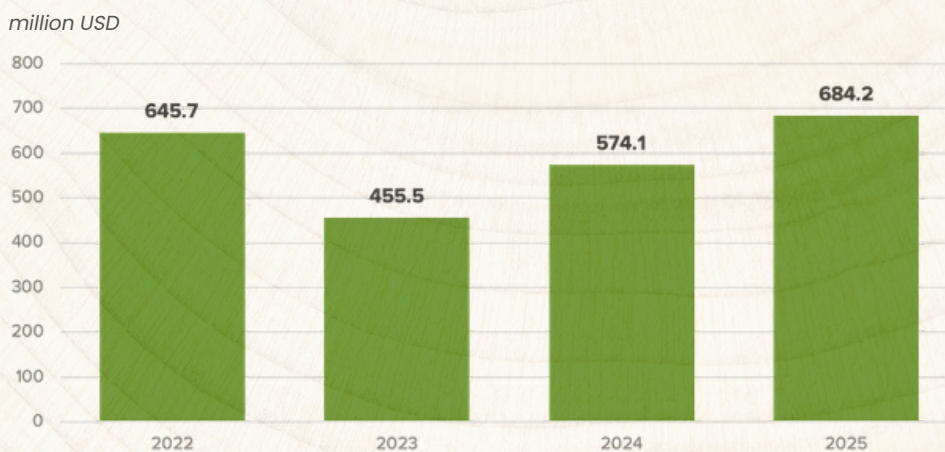
March
2026

In 2025, Vietnam's exports value of wood and wood products (W&WP) to the EU reached **USD 684.2 million**, accounting for **4.1%** of the sector's total export value, an increase of **19.2%** compared to 2024. The export value and share of several W&WP categories are as follows:



* Share in Vietnam's total exports to the EU
** Compared to 2024

Vietnam's annual W&WP export value to the EU, 2022 – 2025



Source: Customs statistics compiled by the research team



For more information on other reports, please visit the website: mkrq.org or scan the QR code.

With support from

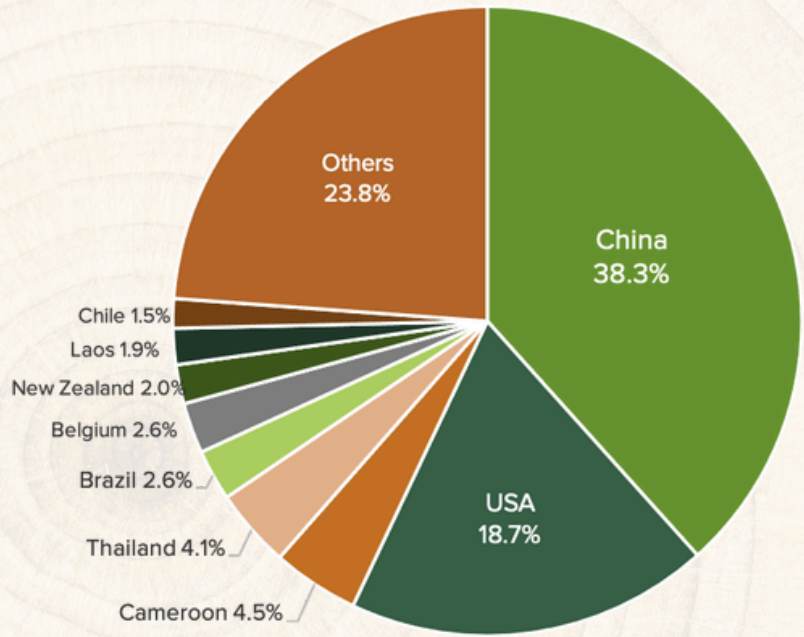


VIETNAM'S WOOD AND WOOD PRODUCT IMPORTS IN 2025

March
2026

In 2025, Vietnam's import value of wood and wood products (W&WP) exceeded **USD 3.25 billion**, up **15.7%** compared to 2024. An increase to import was witnessed in all major imported products.

Vietnam imported W&WP from **114** countries and territories. The five key sources were China, the United States, Cameroon, Thailand, and Brazil. Imports from these markets together reached **USD 2.2 billion**, accounting for **68.2%** of the sector's total import value.



Import value and proportion of selected key products

| | | | | |
|--|--|---|---|--|
| <p>SAWN TIMBER</p> <p>2.3M m³</p> <p>USD 895.6M</p> <p>↓ 2.2% in volume**</p> <p>↓ 3% in value**</p> <p>27.5%*</p> | <p>LOG</p> <p>3M m³</p> <p>USD 863.6M</p> <p>↑ 61.1% in volume**</p> <p>↑ 73.5% in value**</p> <p>26.5%*</p> | | | |
| <p>VENEER (HS4408)</p> <p>USD 341M</p> <p>↑ 3.8%**</p> <p>10.5%*</p> | <p>FIBERBOARD (HS4411)</p> <p>USD 269.1M</p> <p>↑ 33.9%**</p> <p>8.3%*</p> | <p>CHAIRS (HS9401)</p> <p>USD 267.2M</p> <p>↑ 32.8%**</p> <p>8.2%*</p> | <p>PLYWOOD (HS4412)</p> <p>USD 204.2M</p> <p>↓ 6.4%**</p> <p>6.3%*</p> | <p>WOODEN FURNITURE</p> <p>USD 171.0M</p> <p>↓ 20.7%**</p> <p>5.3%*</p> |

* Share in Vietnam's total imports from all markets
** Compared to 2024

Source: Customs statistics compiled by the research team



For more information on other reports, please visit the website: mkrq.org or scan the QR code.

With support from



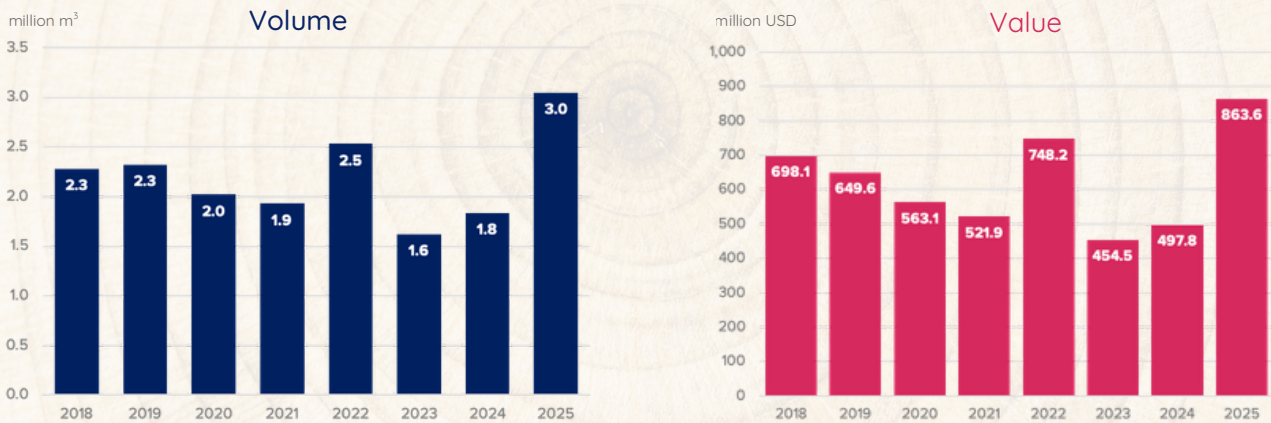
VIETNAM'S LOG & SAWN WOOD IMPORTS, 2018-2025

March
2026

VIETNAM'S LOG IMPORTS

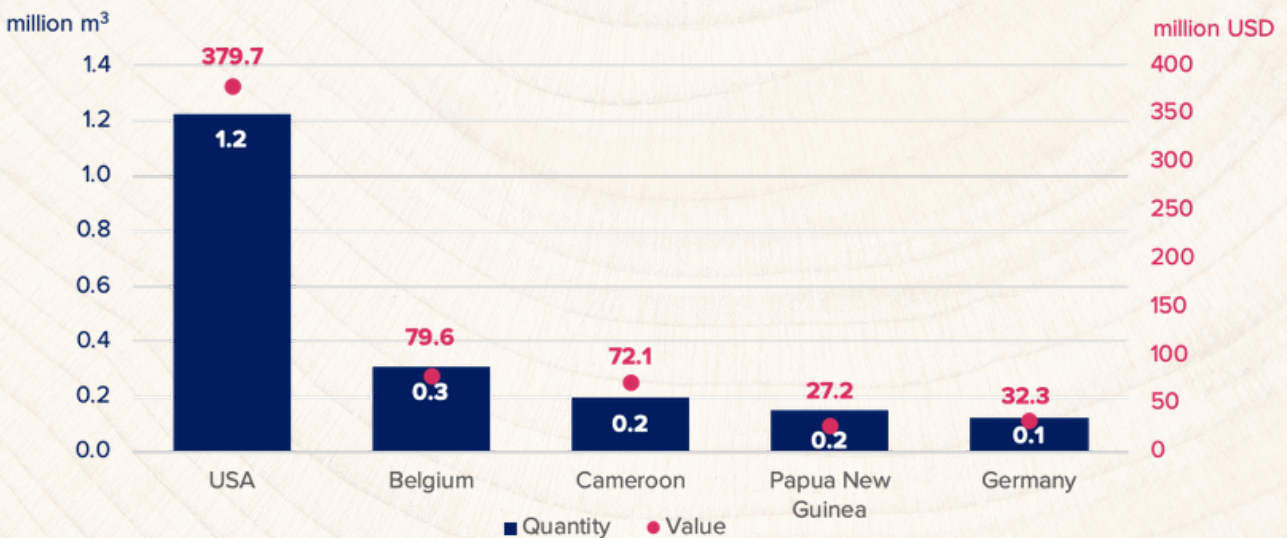
On average, Vietnam imports over **2 million m³** of logs per year. In 2025, import volume and value surged, reaching **3 million m³** and **USD 863.6 million**, up **66.7%** in volume and **73.5%** in value compared to 2024.

Vietnam's log imports, 2018-2025



Vietnam imports logs from more than 100 countries and territories. The five main suppliers are the United States, Belgium, Cameroon, Papua New Guinea, and Germany.

Top five log suppliers to Vietnam in 2025



Source: Compiled by the authors from customs data



For more information on other reports, please visit the website: mkrq.org or scan the QR code.

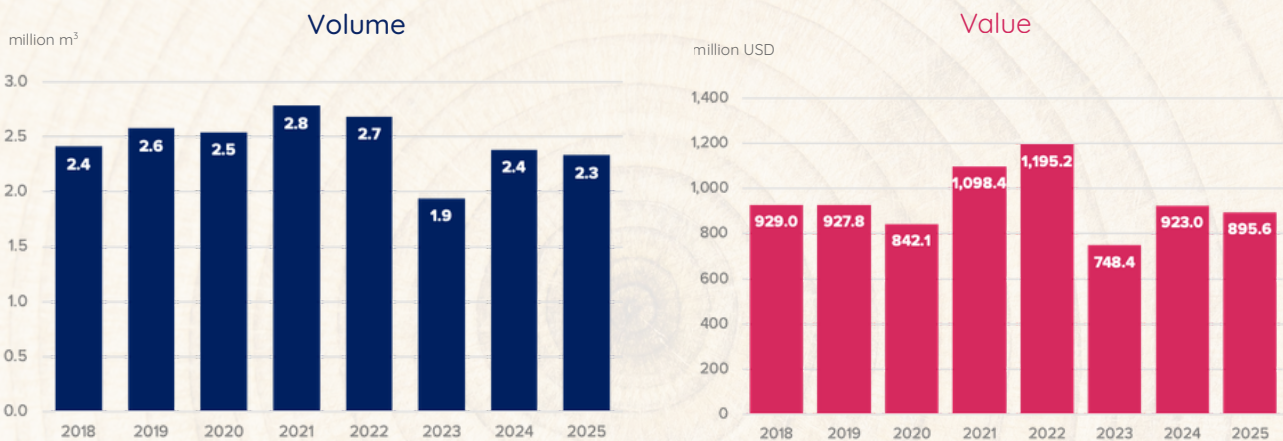
With support from



VIETNAM'S SAWN WOOD IMPORTS

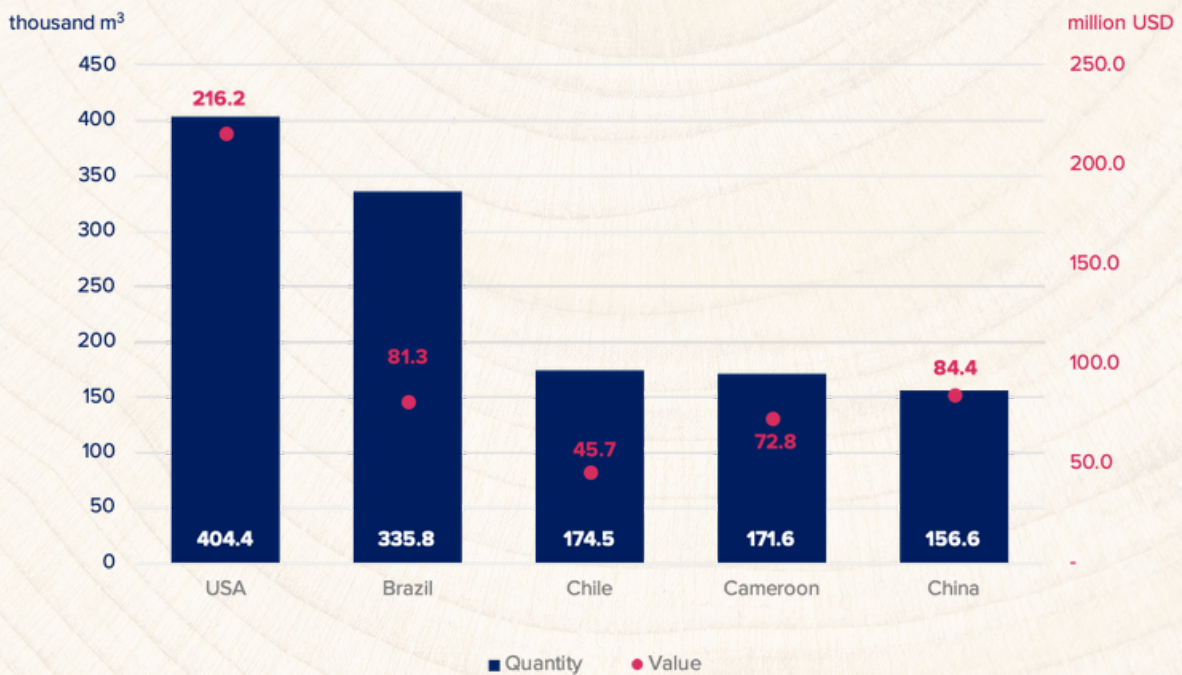
On average, Vietnam imports around **2.3 million m³** of sawn wood per year. In 2025, import volume reached nearly **2.3 million m³** with a value of USD 895.6 million, down **4.2%** in volume and **3%** in value compared to 2024. Declining domestic demand for natural wood was one of the factors contributing to the decrease in imports.

Vietnam's sawn wood imports, 2018-2025



Vietnam imports sawn wood from more than 100 countries and territories. The five main suppliers are the United States, Brazil, Chile, Cameroon, and China.

Top five sawn wood suppliers to Vietnam in 2025



Source: Compiled by the authors from customs data



VIETNAM'S LOG IMPORTS

2018– 2025

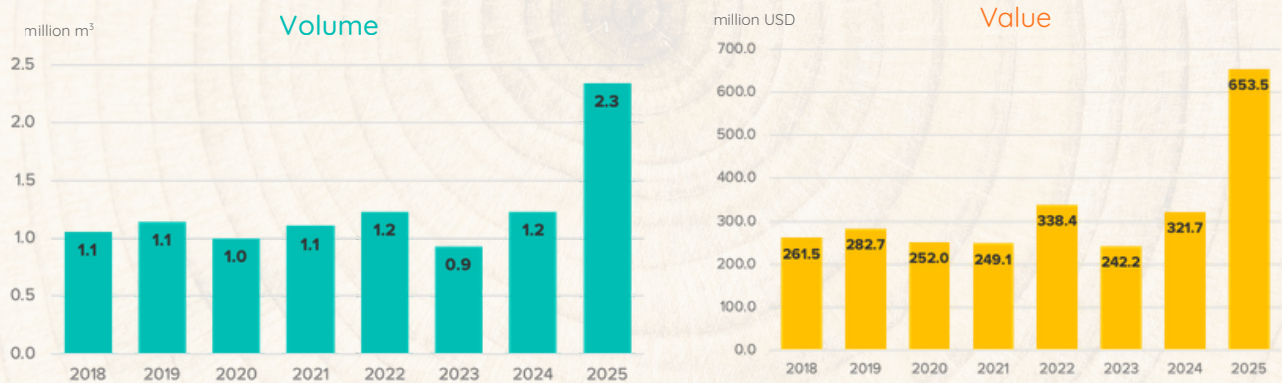
March
2026

The Government of Vietnam classifies imported wood materials, including logs, into two main groups based on origin. Wood from countries with well-established forest governance systems, such as the United States, the EU, Australia, and Canada, mostly temperate countries, is categorized as originating from “positive geographical areas”, generally considered to carry low or negligible legal risk. In contrast, wood from countries with weak forest governance systems, mostly tropical countries, is classified as originating from “non-positive geographical areas” also referred to as high-risk wood.

VIETNAM'S IMPORTS OF LOGS FROM POSITIVE GEOGRAPHICAL AREAS (LOW OR NEGLIGIBLE RISK)

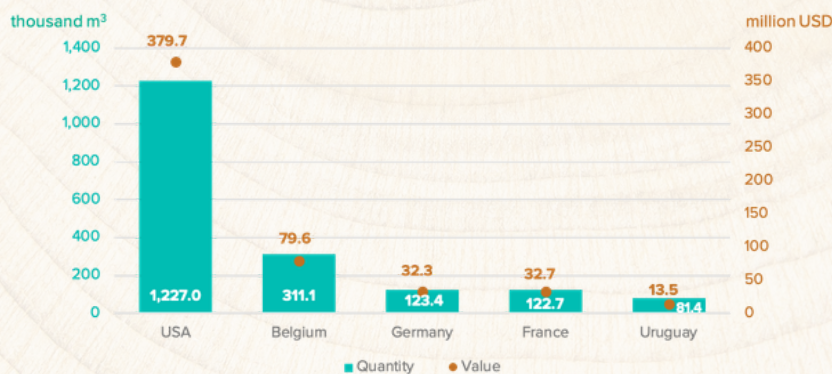
On average, Vietnam imports **1-2 million m³** of logs per year from more than 50 countries in positive geographical areas. In 2025, imports from this group reached **2.3 million m³** with a value of **USD 653.5 million**, surging from 1.2 million m³ (up 91%) and USD 321.7 million (up 103.2%) in 2024.

Vietnam's log imports from positive geographical areas, 2018–2025



The five largest suppliers of logs from positive geographical areas to Vietnam are the United States, Belgium, France, Germany, and Uruguay. In 2025, the volume and value of log imports from the United States surged, increasing by more than threefold in volume and nearly fourfold in value compared to 2024.

Top five log suppliers from positive geographical areas to Vietnam in 2025



Vietnam imports more than 100 log species from positive geographical areas. Species with large import volumes include ash (*tan bi*), pine (*thong*), poplar (*duong*), oak (*soi*), birch (*bach duong*), Eucalyptus (*bach dan*), beech (*de gai*), fir (*linh sam*), rubberwood (*cao su*), walnut (*oc cho*), and alder (*tran*).

Source: Compiled by the authors from customs data



For more information on other reports, please visit the website: mkg.org or scan the QR code.

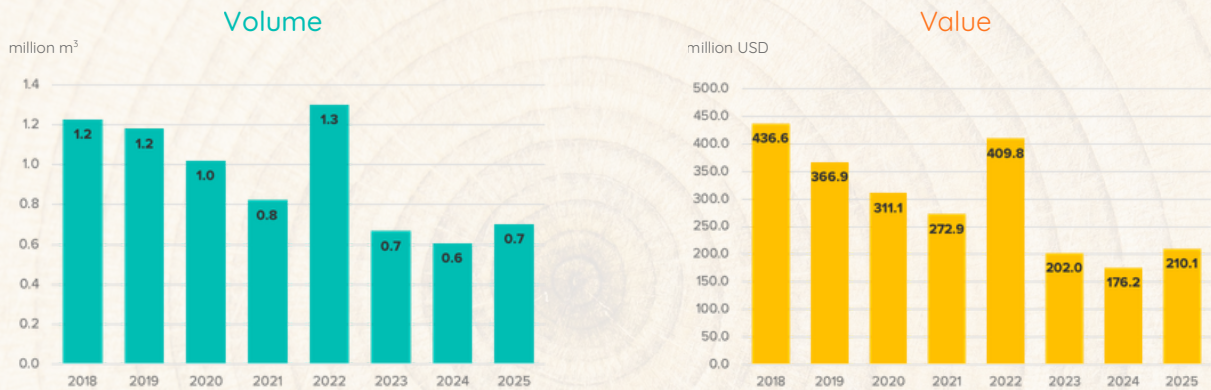
With support from



VIETNAM'S IMPORTS OF LOGS FROM NON-POSITIVE GEOGRAPHICAL AREAS (HIGH-RISK)

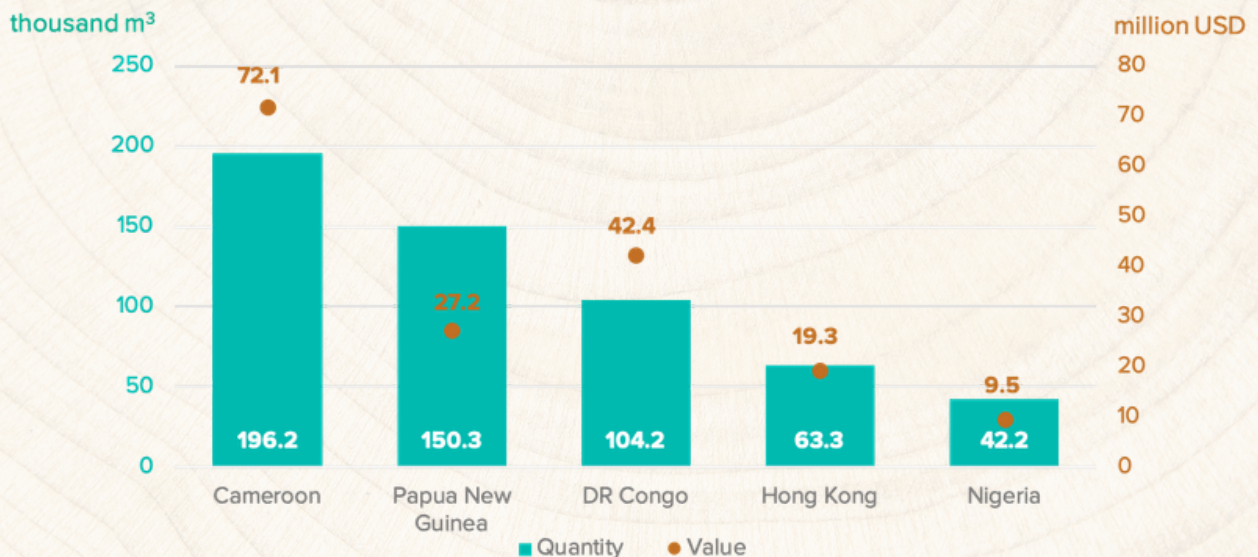
Each year, Vietnam imports less than **1 million m³** of logs from around 40 non-positive geographical areas. Most of this volume is used to meet domestic demand. Import volumes and the number of supplying sources have declined sharply in recent years, mainly due to weakening domestic consumption. In 2025, import volume reached **701.7 thousand m³** with a value of nearly **USD 210.1 million**, up **16%** in volume and **19%** in value compared to 2024.

Vietnam's imports of logs from non-positive geographical areas, 2018-2025



The largest suppliers to Vietnam include Cameroon, Papua New Guinea, the Democratic Republic of the Congo, Hong Kong (China), and Nigeria.

Top five log suppliers from non-positive geographical areas to Vietnam in 2025



The species with the largest import volumes include tali/ironwood/*Erythrophleum* spp. (*lim*), teak (*gia ty*), and sapele/African mahogany (*xoan dao*). The number of species imported from high-risk regions is typically about twice that from low- or negligible-risk regions.

Source: Compiled by the authors from customs data

The species names and import volumes used in this report are based on information declared in customs declarations by importing entities. On these declarations, importers are required to provide the scientific (Latin) name (mandatory) and may also include the trade name in a foreign language or in Vietnamese (optional). Trade names, particularly Vietnamese names, may not correspond to or accurately reflect the declared scientific names. The Vietnamese names used for species in this report are for reference purposes only.



VIETNAM'S SAWN WOOD IMPORTS, 2018– 2025

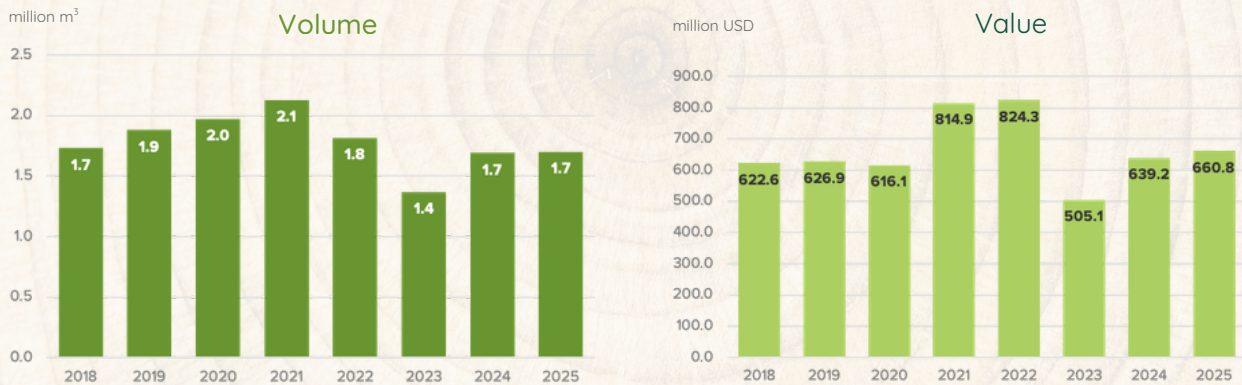
March
2026

The Government of Vietnam classifies imported wood materials, including logs, into two main groups based on origin. Wood from countries with well-established forest governance systems, such as the United States, the EU, Australia, and Canada, mostly temperate countries, is categorized as originating from “positive geographical areas”, generally considered to carry low or negligible legal risk. In contrast, wood from countries with weak forest governance systems, mostly tropical countries, is classified as originating from “non-positive geographical areas” also referred to as high-risk wood.

VIETNAM'S IMPORTS OF SAWN WOOD FROM POSITIVE GEOGRAPHICAL AREAS (LOW OR NEGLIGIBLE RISK)

In 2025, Vietnam imported approximately **1.7 million m³** of sawn timber from positive geographical areas, with a value of about **USD 660.8 million**—roughly equivalent to the 2024.

Vietnam's sawn wood imports from positive geographical areas, 2018–2025



The five largest suppliers of sawn timber to Vietnam in 2025 were the United States, Chile, Brazil, China, and New Zealand. Imports from these five markets reached 1.2 million m³, accounting for 71% of the total import volume from low-risk regions.

Top five sawn wood suppliers from positive geographical areas to Vietnam in 2025



On average, more than 200 sawn timber species from low-risk regions are imported into Vietnam each year. The sawn wood species with the largest import volumes from low-risk regions include: pine (*thong*), ash (*tan bi*), Eucalyptus (*bach dan*), oak (*soi*), poplar (*duong*), teak (*gia ty*), acacia (*tram*), walnut (*oc cho*), tali/ironwood/Erythrophleum spp. (*lim*), beech (*de gai*).

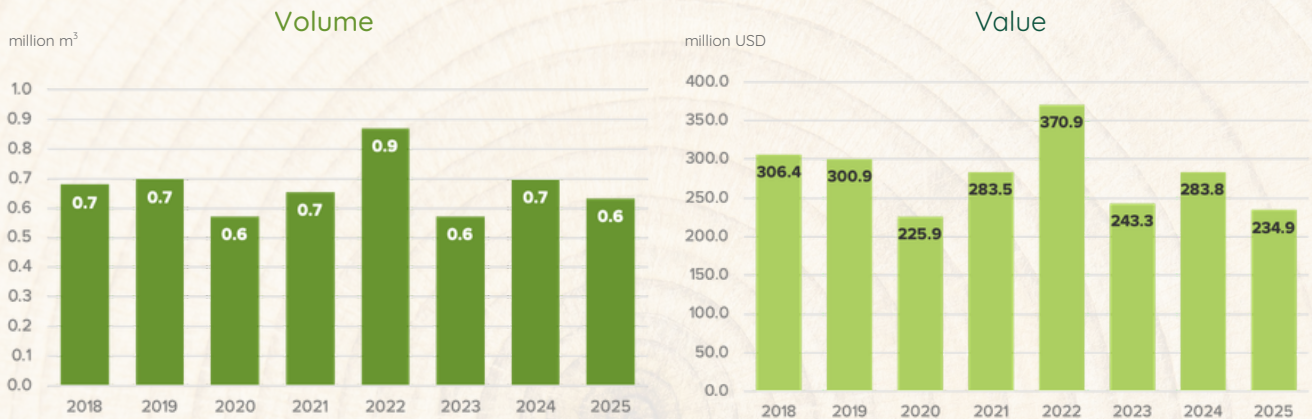
Source: Compiled by the authors from customs data



VIETNAM'S IMPORTS OF SAWN WOOD FROM NON-POSITIVE GEOGRAPHICAL AREAS (HIGH-RISK)

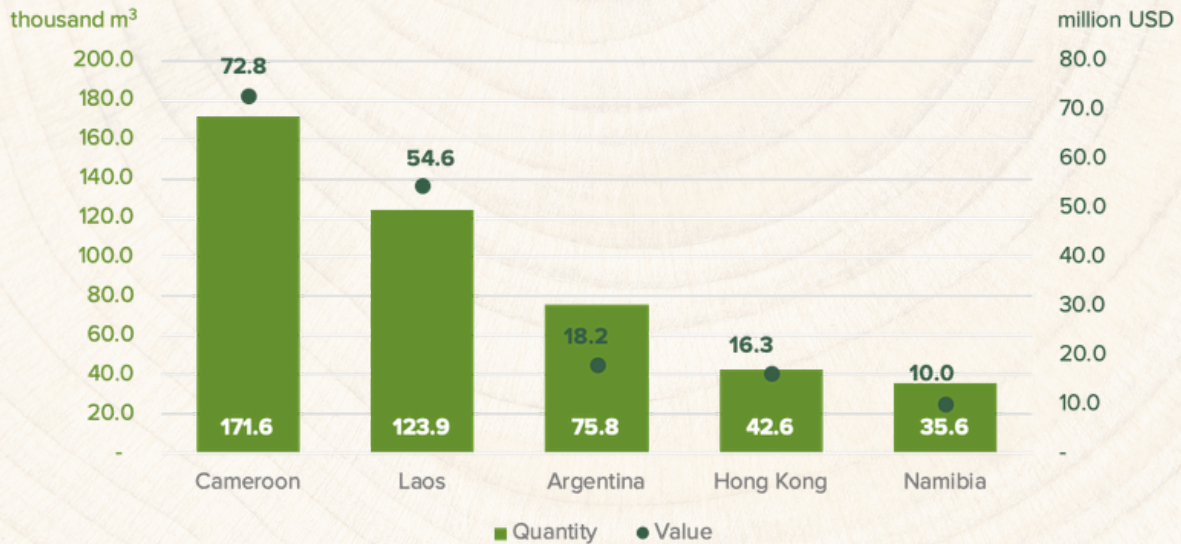
In 2025, Vietnam imported approximately **0.5 million m³** of high-risk sawn timber, equivalent to nearly **USD 235 million** in value. Both volume and value decreased compared to 2024.

Vietnam's imports of sawn wood from non-positive geographical areas, 2018-2025



Vietnam imports high-risk sawn timber from around 50 countries and territories, primarily from African nations. The largest suppliers by volume include Cameroon, Laos, Argentina, Hong Kong (China), and Namibia.

Top five sawn wood suppliers from non-positive geographical areas to Vietnam in 2025



On average, more than 200 high-risk sawn timber species are imported into Vietnam each year. The species with the largest import volumes include: tali/ironwood/*Erythrophleum* spp. (*lim*), doussie, pachy/*Azelia* spp. (*go*), pine (*thong*), Padouk/*Pterocarpus* spp. (*huong*), bubinga (*cam*), *Sindora tonkinensis* (*go lau*), BEW (*Ford – Manglietia fordiana*) (*doi*), *Lagerstroemia* (*bang lang*), WPL (*Pyinkado wood*) (*cam xe*) and iroko (*dau*).

Source: Compiled by the authors from customs data

The species names and import volumes used in this report are based on information declared in customs declarations by importing entities. On these declarations, importers are required to provide the scientific (Latin) name (mandatory) and may also include the trade name in a foreign language or in Vietnamese (optional). Trade names, particularly Vietnamese names, may not correspond to or accurately reflect the declared scientific names. The Vietnamese names used for species in this report are for reference purposes only.



For more information on other reports, please visit the website: mkrq.org or scan the QR code.

With support from

