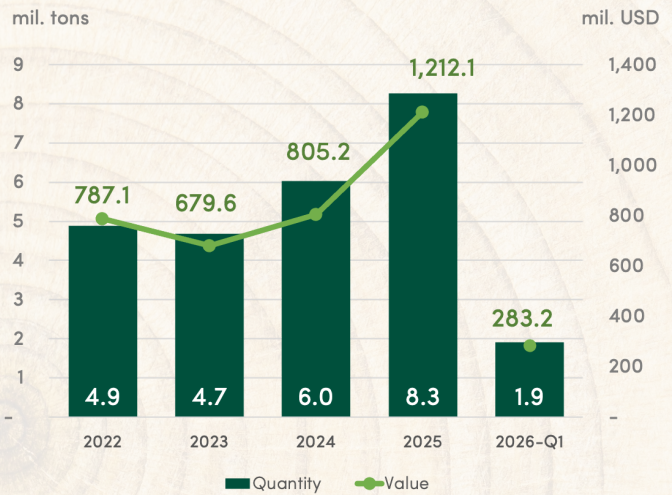


# VIETNAM EXPORTS WOOD PELLET IN Q1/2026

May  
2026

## TOTAL WOOD PELLET EXPORT

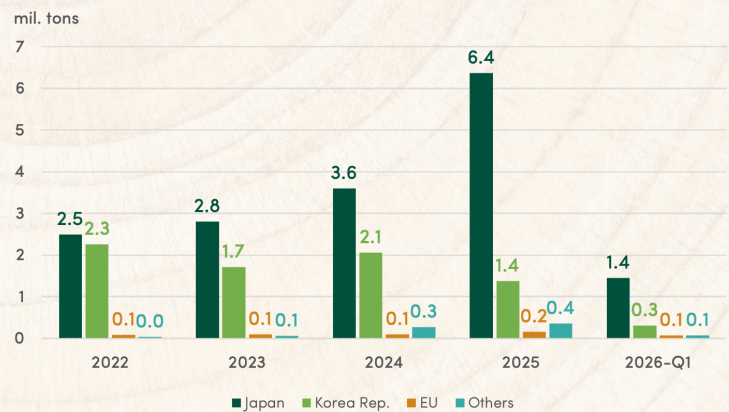
Vietnam's wood pellet export industry has experienced rapid growth since 2023, recording an average annual increase of **more than 30%**. This strong expansion has been driven primarily by rising international demand for biomass fuel, particularly from Japan. In 2025, exports increased even more significantly due to the accelerated fuel consumption of FIT/FIP-supported co-firing power plants in Japan, which use wood pellets together with coal to generate electricity as part of the country's renewable energy transition efforts.



## WOOD PELLET EXPORT QUANTITY

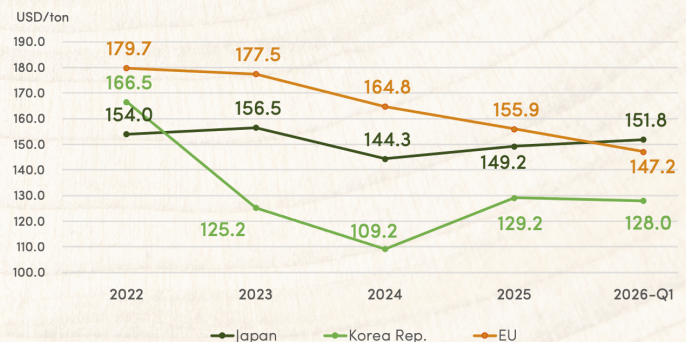
The sharp increase in Japan's demand for wood pellets continued into Q1/2026, further reinforcing Japan's position as Vietnam's largest export market. Exports to Japan accounted for **more than three-quarters** of Vietnam's total wood pellet export volume during the quarter, followed by South Korea and several smaller markets. The sustained growth in Japanese demand has been driven largely by the expansion of biomass co-firing power plants operating under the FIT/FIP support schemes.

In contrast, Vietnam's wood pellet exports to South Korea have been on a declining trend since 2022, with the decrease becoming particularly severe during 2025-2026. In Q1/2026, South Korea imported only slightly more than **300,000 tons** of wood pellets from Vietnam, accounting for **15.9%** of total exports and representing a sharp decline of more than **45%** compared to Q1/2022. Meanwhile, exports to the EU increased significantly compared to Q1/2025, although the EU market still represented **less than 5%** of Vietnam's total wood pellet exports.



## WOOD PELLET EXPORT PRICE

Market demand is also reflected in wood pellet export prices. Strong demand from Japan pushed prices in Q1/2026 up by **1.8%** compared to the 2015 average, reaching around **USD 151.8**. In contrast, import prices in South Korea and the EU declined to approximately **USD 147.2** and **USD 128** per ton, respectively.



Source: Forest Trends compiled from Vietnam customs data.



For more information on other reports, please visit the website: [mkrq.org](http://mkrq.org) or scan the QR code.

With support from

